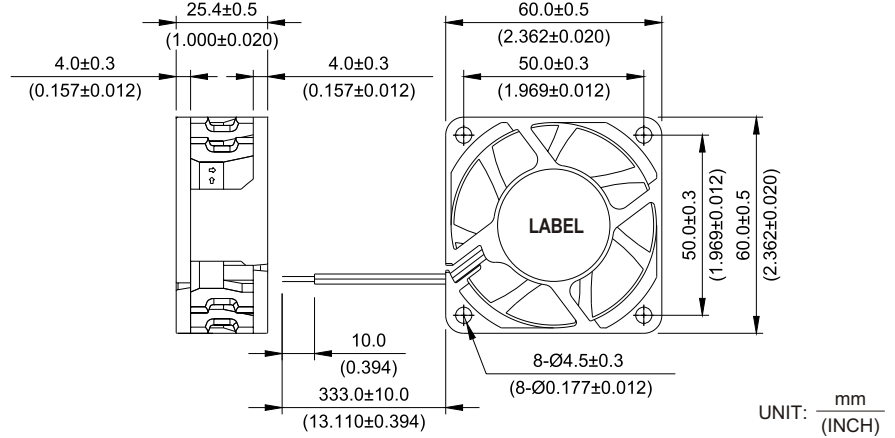


*New*



# AFB 60 x 60 x 25.4 MM SERIES

## DIMENSIONS DRAWING

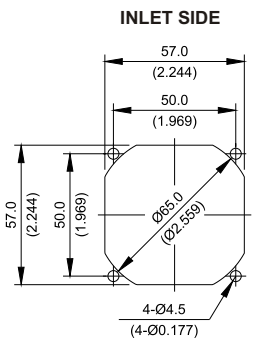
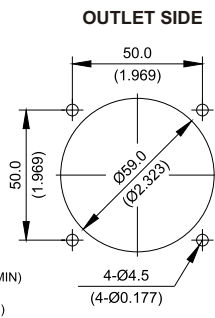
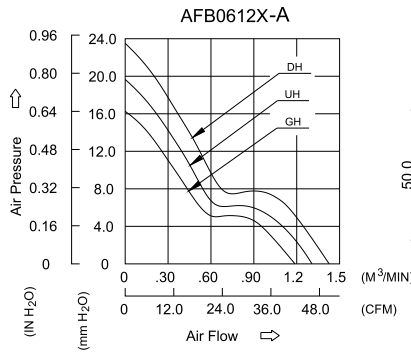


UNIT:  $\frac{\text{mm}}{\text{(INCH)}}$

- \* Bearing Type  
Ball Bearings
- \* Material  
Impeller & Frame: Plastic (UL94V-0)
- \* Lead Wires :  
UL 1061 AWG#24 OR Equivalent  
Red Wire Positive (+)  
Black Wire Negative (-)
- \* Weight : 77g (2.72 oz)

## P & Q CURVE (AT RATED VOLTAGE)

## MOUNTING PANEL CUTOUT



UNIT:  $\frac{\text{mm}}{\text{(INCH)}}$

MODEL			Rated Voltage	Operating Voltage Range	Rated Current	Rated Input Power	Speed	Maximum Air Flow		Maximum Air Pressure		Noise
PART NO.	REV.	FUNCTION	VDC	VDC	Amp	Watt	R.P.M.	m <sup>3</sup> /min	CFM	mmH <sub>2</sub> O	IN H <sub>2</sub> O	dB-A
AFB0612GH	-A	-R00 / -F00	12	7.0 to 13.2	0.55	6.60	7500	1.188	41.95	16.27	0.640	50.5
AFB0612UH	-A	-R00 / -F00	12	7.0 to 13.2	0.69	8.28	8200	1.307	46.16	19.66	0.774	52.5
AFB0612DH	-A	-R00 / -F00	12	7.0 to 13.2	0.84	10.08	9000	1.427	50.40	23.52	0.926	55.0

\* Function type is optional.  
 \* The max. air flow and the speed are measured in free air ; max. air pressure is measured at zero air flow.  
 \* Noise is measured in anechoic chamber in free air, one meter from intake side.  
 \* All readings are typical values at rated voltage.  
 \* Specifications are subject to change without notice.