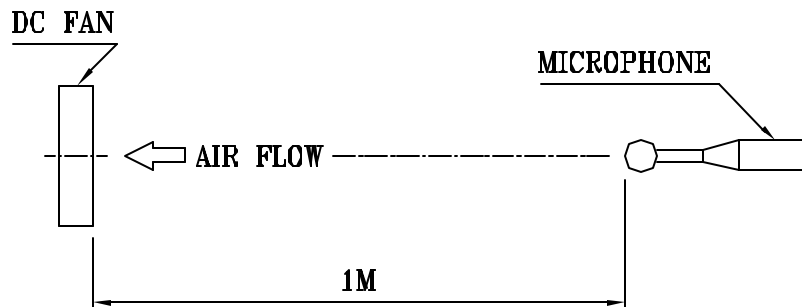


PART NO:

DELTA MODEL: AFB1212LE

INSULATION STRENGTH	10 MEG OHM MIN. AT 500 VDC (BETWEEN FRAME AND (+) TERMINAL)
DIELECTRIC STRENGTH	5 mA MAX. AT 500 VAC 60 Hz ONE MINUTE, (BETWEEN FRAME AND (+) TERMINAL)
EXTERNAL COVER	OPEN TYPE
LIFE EXPECTANCE	70,000 HOURS CONTINUOUS OPERATION AT 40 °C WITH 15 ~ 65 %RH.
ROTATION	CLOCKWISE VIEW FROM NAME PLATE SIDE
OVER CURRENT SHUT DOWN	THE CURRENT WILL SHUT DOWN WHEN LOCKING ROTOR
LEAD WIRE	UL 1007 -F- AWG #24 BLACK WIRE NEGATIVE(-) RED WIRE POSITIVE(+)

- NOTES: 1. ALL READINGS ARE MEASURED AFTER STABLY WARMING UP THROUGH 10 MINUTES.
2. THE VALUES WRITTEN IN PARENS , (), ARE LIMITED SPEC.
3. ACOUSTICAL NOISE MEASURING CONDITION:



NOISE IS MEASURED AT RATED VOLTAGE IN FREE AIR IN ANECHOIC CHAMBER WITH B & K SOUND LEVEL METER WITH MICROPHONE AT A DISTANCE OF ONE METER FROM THE FAN INTAKE.

PART NO:

DELTA MODEL: AFB1212LE

3. MECHANICAL:

- 3-1. DIMENSIONS ----- SEE DIMENSIONS DRAWING
- 3-2. FRAME ----- PLASTIC UL: 94V-0
- 3-3. IMPELLER ----- PLASTIC UL: 94V-0
- 3-4. BEARING SYSTEM ----- TWO BALL BEARINGS
- 3-5. WEIGHT ----- 256 GRAMS

4. ENVIRONMENTAL:

- 4-1. OPERATING TEMPERATURE ----- -10 TO +60 DEGREE C
- 4-2. STORAGE TEMPERATURE ----- -40 TO +75 DEGREE C
- 4-3. OPERATING HUMIDITY ----- 5 TO 90 % RH
- 4-4. STORAGE HUMIDITY ----- 5 TO 95 % RH

5. PROTECTION:

5-1. LOCKED ROTOR PROTECTION

IMPEDANCE OF MOTOR WINDING PROTECTS MOTOR FROM FIRE IN 96 HOURS OF LOCKED ROTOR CONDITION AT THE RATED VOLTAGE.

5-2. POLARITY PROTECTION

BE CAPABLE OF WITHSTANDING IF REVERSE CONNECTION FOR POSITIVE AND NEGATIVE LEADS.

6. RE OZONE DEPLETING SUBSTANCES:

- 6-1. NO CONTAINING PBBs, PBBOs, CFCs, PBEBs, PBDPEs AND HCFCs.

7. PRODUCTION LOCATION

- 7-1. PRODUCTS WILL BE PRODUCED IN CHINA OR THAILAND OR TAIWAN.

PART NO:

DELTA MODEL: AFB1212LE

8. BASIC RELIABILITY REQUIREMENT:

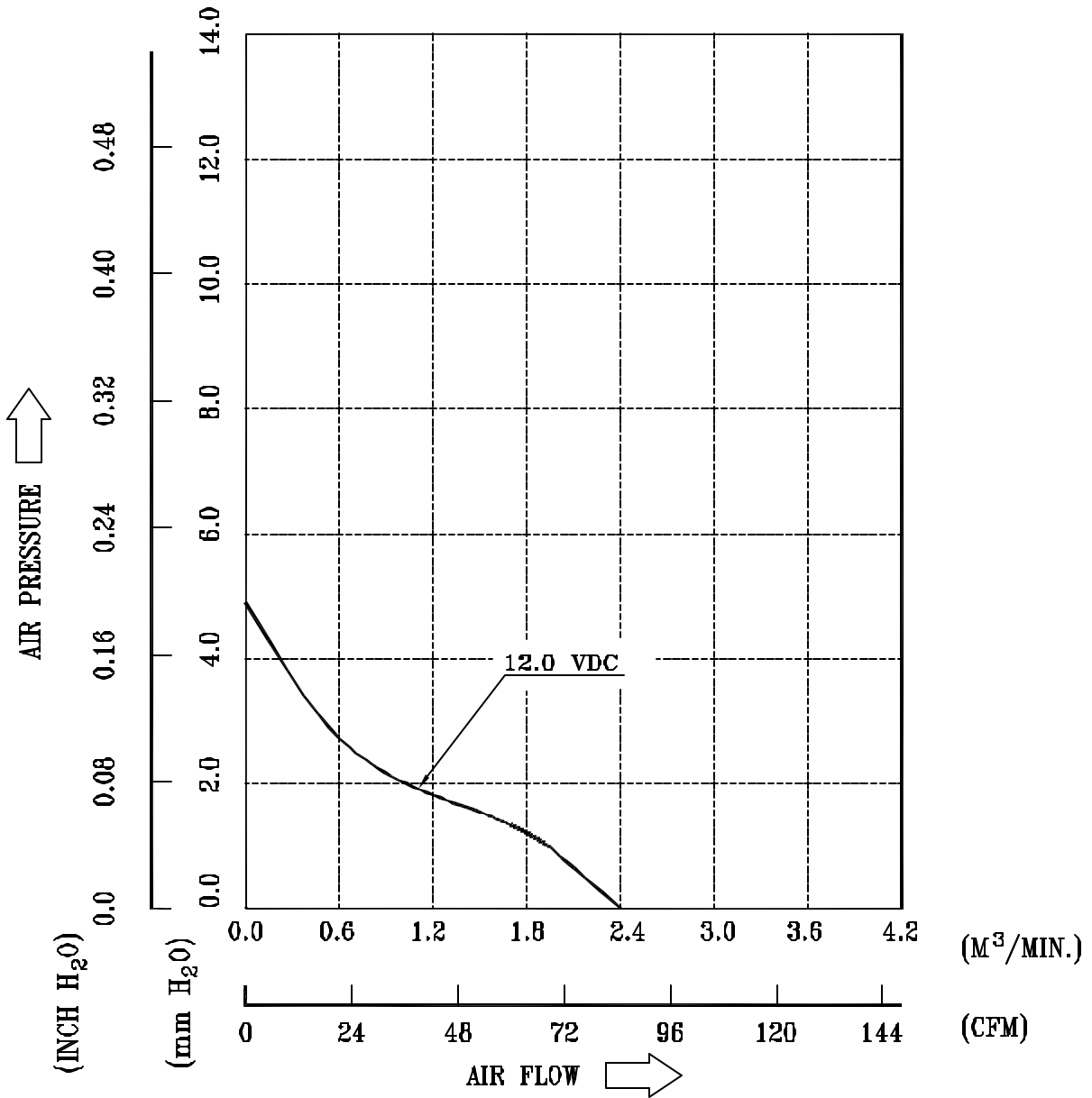
- 8-1. THERMAL CYCLING LOW TEMPERATURE: -40°C
 HIGH TEMPERATURE: +80°C
 SOAK TIME: 30 MINUTES
 TRANSITION TIME < 5 MINUTES
 DUTY CYCLES: 5
- 8-2. HUMIDITY EXPOSURE TEMPERATURE: +25°C ~ +65°C
 HUMIDITY: 90-98% RH @ +65°C
 FOR 4 HOURS/CYCLE
 POWER: NON-OPERATING
 TEST TIME: 168 HOURS
- 8-3. VIBRATION TEMPERATURE: +25°C
 ORIENTATION: X, Y, Z
 POWER: NON-OPERATING
 VIBRATION LEVEL: OVERALL gRMS=3.2
- | FREQUENCY(Hz) | PSD(G ² /Hz) |
|---------------|-------------------------|
| 10 | 0.040 |
| 20 | 0.100 |
| 40 | 0.100 |
| 800 | 0.002 |
| 1000 | 0.002 |
- TEST TIME: 2 HOURS ON EACH ORIENTATION
- 8-4. MECHANICAL SHOCK TEMPERATURE: +20°C
 ORIENTATION: X, Y, Z
 POWER: NON-OPERATING
 ACCELERATION: 20 G MIN.
 PULSE: 11 ms HALF-SINE WAVE
 NUMBER OF SHOCKS: 5 SHOCKS
 FOR EACH DIRECTION
- 8-5. LIFE TEMPERATURE: MAX , OPERATING TEMPERATURE
 POWER: OPERATING
 DURATION: 1000 HOURS MIN.

PART NO:

DELTA MODEL:

AFB1212LE

9. P & Q CURVE:



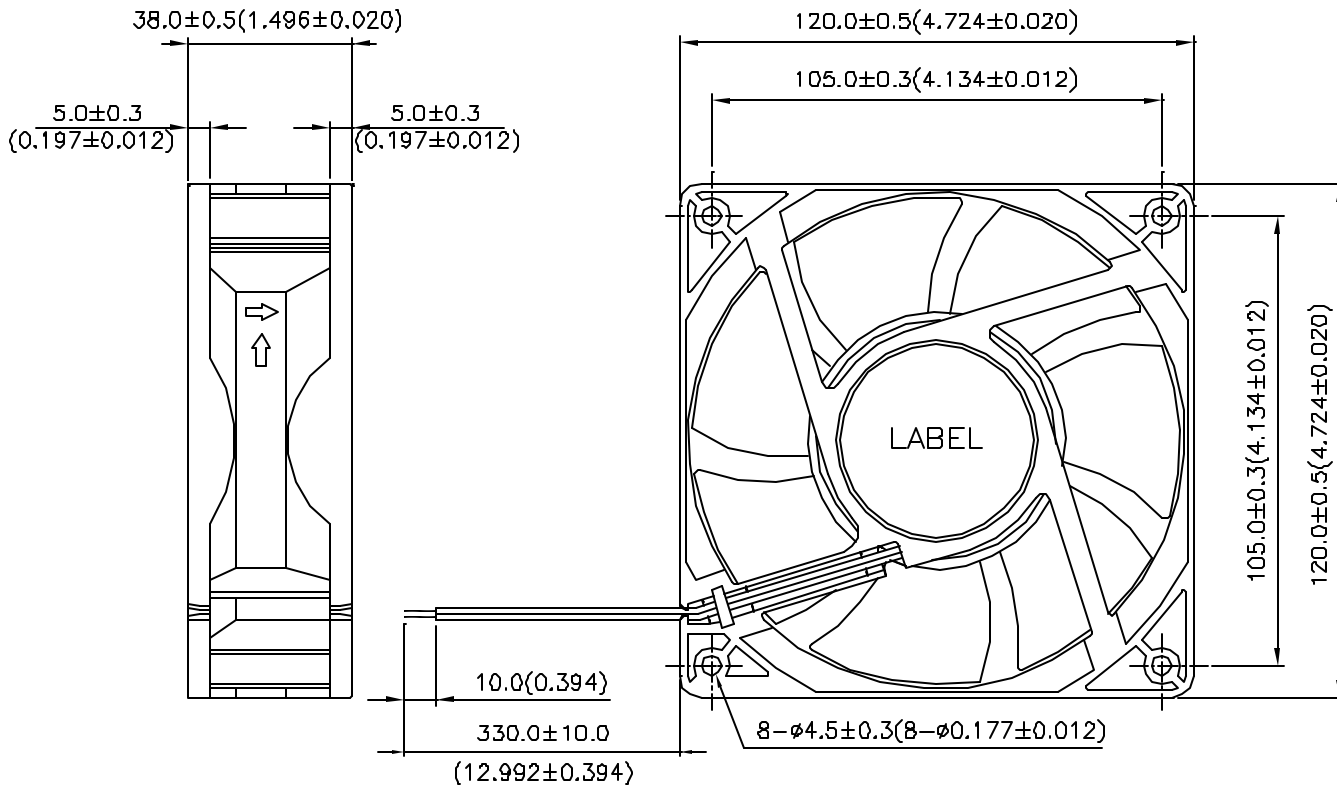

* TEST CONDITION: INPUT VOLTAGE ----- OPERATION VOLTAGE
TEMPERATURE ----- ROOM TEMPERATURE
HUMIDITY ----- 65%RH

PART NO:

DELTA MODEL: AFB1212LE

10. DIMENSION DRAWING:

LABEL:



UNIT: mm(INCH)




Descriptions:

- 1. Delta will not guarantee the performance of the products if the application condition falls outside the parameters set forth in the specification.**
- 2. A written request should be submitted to Delta prior to approval if deviation from this specification is required.**
- 3. Please exercise caution when handling fans. Damage may be caused when pressure is applied to the impeller, if the fans are handled by the lead wires, or if the fans are hard-dropped to the production floor.**
- 4. Except as pertains to some special designs, there is no guarantee that the products will be free from any such safety problems or failures as caused by the introduction of powder, droplets of water or encroachment of insect into the hub.**
- 5. The above-mentioned conditions are representative of some unique examples and viewed as the first point of reference prior to all other information.**
- 6. It is very important to establish the correct polarity before connecting the fan to the power source. Positive (+) and Negative (-). Damage may be caused to the fans if connection is with reverse polarity, as there is no foolproof method to protect against such error.**
- 7. Delta fans are not suitable where any corrosive fluids are introduced to their environment.**
- 8. Please ensure all fans are stored according to the storage temperature limits specified. Do not store fans in a high humidity environment. We highly recommend performance testing is conducted before shipping, if the fans have been stored over 6 months.**
- 9. Not all fans are provided with the Lock Rotor Protection feature. If you impair the rotation of the impeller for the fans that do not have this function, the performance of those fans will lead to failure.**
- 10. Please be cautious when mounting the fan. Incorrect mounting of fans may cause excess resonance, vibration and subsequent noise.**
- 11. It is important to consider safety when testing the fans. A suitable fan guard should be fitted to the fan to guard against any potential for personal injury.**
- 12. Except where specifically stated, all tests are carried out at relative (ambient) temperature and humidity conditions of 25°C, 65%. The test value is only for fan performance itself.**
- 13. Be certain to connect an “over 4.7µF” capacitor to the fan externally when the application calls for using multiple fans in parallel, to avoid any unstable power.**

1248, followed by VHE; Model WFB followed by 1248, followed by HHE.
 Model EFB followed by 0912 or 0924, followed by H, HH, L, M, SH or VH.
 Model WFB followed by 1212 or 1224, followed by H, HE, HH, HHE, L, LE, M or ME; Model WFB followed by 1248, followed by HE, LE or ME; Model WFC followed by 1212, 1212, followed by B or BE.
 Model BFB followed by 1212, 1224 followed by HE.
 Model BFB followed by 0305, 03505, followed by HP, LP, MP.
 Model AFB or ASB followed by 0505 or 0512, followed by HA, LA or MA.
 Model BFB followed by 0712, 0724, followed by H, L, M.
 Model BFC followed by 1212, followed by A, B; Models BFC1212C, BFC1224C, BFC1248C.
 Model EFB followed by 0512, followed by HHA, HA, LA or MA, and EFB0505HA, EFB0505MA, EFB0505LA, followed by FOO or STD.;
 Model EFB followed by 0505, followed by HA, LA or MA, followed by FOO or STD.
 Model AFC followed by 0512, 0612, 0712, 0812, 0824, 0912 or 0924, followed by "A", "AB", "AD", "B", "BB", "BD" or "C"; Model AFC followed by 0912, followed by "A" or "B", followed by -(H), -(HH), -(M); Model ASC followed by 0612, 0812, 0912 followed by "A" or "B".
 Model ASB followed by 0605, followed by H, L, M; Model ASB followed by 0612, followed by H-SB, L-SB or M-SB; Model ASB followed by 0812 or 0824, followed by H, HH, L, LL or M; Model ASB followed by 0912, 0924, followed by H, HH, L, L-V, M; Model ASB followed by 0924 followed by H, HH, L or M, Model ASB0812L-SB, H-SB or M-SB; Model ASB0912L-SB, H-SB or M-SB; Model DSB followed by 0612, 0812, followed by H, H-N, L, L-N, M, M-N.
 Model AFB followed by 0612, followed by H, HH, L, M, followed by SB; Model AFB followed by 0812, followed by H, L or M, followed by SB; Model AFB followed by 0912, followed by H, L or M, followed by SB.
 Model AFB followed by 1212, followed by HE, HHE, LE, ME, SHE VHE; Model AFB followed by 1224, followed by HE, HHE, LE, ME, SHE, VHE; Model AFB followed by 1248, followed by HE, HHE, LE, ME, VHE; Model EFB followed by 1212, followed by HE, HHE, LE, ME, SHE, VHE; Model EFB followed by 1224, followed by HE, HHE, LE, ME, SHE, VHE; Model EFB followed by 1248, followed by HE, HHE, LE, ME, SHE, VHE.
 Model BFB followed by 1012, followed by H, HH, L, LL or M; Model BFB followed by 1024, followed by H, HH, L, LL or M; Model BFB followed by 1212, followed by H, HH, L, LL, M or VH; Model BFB followed by 1224, followed by H, HH, L, LL or M; Model BFB followed by 1248, followed by H, HH, L, LL or M.
 Model BFB followed by 1212, 1224, followed by HE, HHE, LE, ME or VH; Model BFB followed by 1248, followed by HE, LE or ME; Model BFB followed by 1612, followed by H, L or M; Model BFB followed by 1624, followed by H, L or M; Model BFB followed by 1648, followed by H, L or M.
 Models BFB0405HE, -LE, -ME, BFB0412HE, -HHE, -LE, -ME.
 Models AUB0812H, -HH, -L, -LB, -M, -SHB, -VH, AUB0824H, -HH, -L, -LB, -M, -SHB, -VH.
 Model BFB followed by 0505, 0512, 0524, followed by H, HH, L or M; Model BSB followed by 0505, 0512, 0524, followed by H, HH, L or M.
 Models EFB1212 -H, -HF, -HH, -HHE, -L, -LE, -M, -ME, -SH, -VH, -VHE, EFB1224 -H, -HF, -HH, -HHE, -L, -LE, -M, -ME, -SH, -VH, -VHE, EFB1248 -H, -HH, -L, -M, -SH, -VH.
 Model EFB followed by 0405, followed by HD, HHD, LD, LLD, MD VHD; Model EFB followed by 0412, followed by HD, HHD, LD, LLD, MD, VHD; Model EFB followed by 0424, followed by HD, HHD, LD, LLD, MD, VHD.
 Models BFB0305HA, -HHA, -LA, -MA, BFB0312HA, -HHA, -LA, -MA.
 Models AFB1512H, -L, -M, AFB1548H, -L, -M, AFB1712H, -L, -M, AFB1748H, -L, -M, EFB1248HF, -HHE, -LE, -ME, -VHE, EFB1548HG, -HHG, -LG, -MG, -VHG, EFB1748HG, -HHG, -LG, -MG, -VHG.
 Models AFB0305LK, -MK, -HK, AFB0405LK, -MK, -HK.
 Model BFB0305 followed by HR, LR, MR; Model BFB0305 followed by HA, HHA, LA, MA; Model BFB03512 followed by HA, HHA, LA, MA.
 Models AFB02505LB, -MB, -HB, -HHB.
 Model SFB followed by 0112, followed by H, HH, M or VH; Model SUB followed by 0112, 0212, followed by H, HH, M or VH.
 Model EFB followed by 1512, 1712, followed by HG, HHG, LG, MG; Model EFB followed by 1524, 1724, followed by HG, HHG, LG, MG, SHG or VHG.
 Model EFB followed by 0912, 0924, followed by HE, HHE, LE or ME.
 Model FFB followed by 0848, followed by SHE; Model FFB followed by 0912 or 0924, followed by EHE, HHE, SHE or VHE; Model FFB followed by 0948, followed by HHE, SHE or VHE; Model FFB followed by 1212 or 1224, followed by EHE, HE, HHE, SHE or VHE; Model FFB followed by 1248, followed by EHE, SHE or VHE.
 Model EFC followed by 1212 or 1224, followed by DE; Model EFC0412 followed by AD or BD.
 Model BFB followed by 0405, 0412, 04505, 04512, 0505 or 0512, followed by HA, HHA, LA or MA.
 Model EUB followed by 0405, 0412 or 0424, followed by HD, HHD, LD, LLD or MD; Model EUB followed by 0412 or 0424, followed by VHD.
 Model ASB followed by 0605, followed by HB, HHB, LB or MB; Model ASB followed by 0612 or 0624, followed by HB, HHB, LB, MB or VHB; Model AUB followed by 0605, followed by HB, HHB, LB or MB; Model AUB followed by 0612 or 0624, followed by HB, HHB, LB, MB or VHB.
 Model AFB followed by 1524, 1724, followed by H, HH, L or M; Model EFC followed by 1248, followed by EE; Model FFB followed by 0812, 0824, followed by HHE, SHE or VHE; Model FFB0848 followed by HHE, VHE or SHE.
 Model BFB followed by 0405, 0505 or 04505, followed by HP, LP or MP.
 Model EFB followed by 0612, followed by HA, HHA, LA or MA.
 Model AUB followed by 0612, 0624 or 0648, followed by EH, SH or VH.
 Model EFB followed by 0812 or 0824, followed by HE, HHE, LE or ME.
 Model ASB followed by 0605, followed by HD, HHD, LD or MD; Model ASB followed by 0612 or 0624, followed by HD, HHD, LD, MD or VHD; Model AUB followed by 0605, 0612 or 0624, followed by HD, HHD, LD or MD; Model AUB followed by 0612 or 0624, followed by VHD.
 Model EFB followed by 0912 or 0924, followed by HF, HHE, LF, ME, SHF or VHF.
 Model EFB followed by 1312 or 1324, followed by HE, HHE, LE, ME, SHE or VHE; Model EFB followed by 1348, followed by HE, HHE, LE, ME or VHE.
 Model ASB followed by 0712 or 0724, followed by H, HH, L, M or VH; Model AUB followed by 0712 or 0724, followed by H, HH, L, M or VH.
 Model EFB followed by 0812 or 0824, followed by EHF, HF, HHE, LF, ME, SHF or VHF.
 Model EFC followed by 0912, followed by AE or BE.
 Model HFB followed by 0605, 0612 or 0624, followed by HB, HD, HHB, HHD, LB, LD, MB or MD.
 Model AFB followed by 1212 or 1224, followed by H, HH, L, M, SH or VH.
 Model KFB followed by 03205, followed by HP, LP or MP; Model KFB followed by 03205, followed by HA, LA or MA.
 Model FFB followed by 1312, 1324, 1348, followed by EHE, SHE or VHE.

AFB0824M	24	100	STD R00 F00
AFB0824MB	24	100	STD R00 F00
AFB0824SH	24	330	STD R00 F00
AFB0824SHB	24	260	STD R00 F00
AFB0824VH	24	210	STD R00 F00
AFB0824VHB	24	180	STD R00 F00
AFB0848L	48	90	-
AFB0848M	48	110	-
AFB0848H	48	110	-
AFB0848HH	48	120	-
AFB0912H	12	300	STD R00 F00
AFB0912HH	12	400	STD R00 F00
AFB0912L	12	150	STD R00 F00
AFB0912L-SB	12	150	-
AFB0912M-SB	12	200	-
AFB0912H-SB	12	300	-
AFB0912M	12	200	STD R00 F00
AFB0912VH	12	600	STD R00 F00
AFB0924H	24	200	STD R00 F00
AFB0924HH	24	250	STD R00 F00
AFB0924L	24	100	STD R00 F00
AFB0924M	24	150	STD R00 F00
AFB0924VH	24	400	STD R00 F00
AFB0948L	48	80	-
AFB0948M	48	80	-
AFB0948H	48	90	-
AFB0948HH	48	140	-
AFB1212LE	12	300	-
AFB1212ME	12	400	-



VDE Prüf- und Zertifizierungsinstitut

Gutachten mit Fertigungsüberwachung

Aussweis-Nr. /
Licence No. 001764 ÜG

Blatt /
page 6

Name und Sitz des Genehmigungs-Inhabers / Name and registered seat of the Licence holder

Delta Electronics Inc.
186 Ruey Kuang Road
NEIHU TAIPEI (114), Taiwan

Atkenzeichen / File ref.

11641-2611-0001 / 32Y3F F13 / SFK

letzte Änderung / updated

2001-06-05

Datum / Date

1994-06-08

Dieses Blatt gilt nur in Verbindung mit Blatt 1 des Gutachtens mit Fertigungsüberwachung Nr. 001764 ÜG.
This supplement is only valid in conjunction with page 1 of the Licence No. 001764 ÜG.

Jahresgebühren-Einheiten /
Annual fee units

AFB0724L/M/H/HH/VH	DC 24 V	5,00
AFB0805LL/L/M/H	DC 5 V	4,00
AFB0812LL/L/M/H/HH/VH/SH	DC 12 V	7,00
AFB0824LL/L/M/H/HH/VH/SH	DC 24 V	7,00
AFB0912L/M/H/HH/VH	DC 12 V	4,00
AFB0924L/M/H/HH/VH	DC 24 V	4,00
AFC0612A	DC 12 V	1,00
AFC0612B	DC 12 V	1,00
AFB0605LB/MB/HB/HHB	DC 5 V	4,00
AFB0605LLD/LD/MD/HD/HHD	DC 5 V	5,00
AFB0612LLD/LD/MD/HD/HHD/VHD	DC 12 V	6,00
AFB0624LLD/LD/MD/HD/HHD/VHD	DC 24 V	6,00
WFB1212ME-RDA	DC-12 V	2,00
AFC0912A/B-(M/H/HH)	DC 12 V	2,00
AFC0912A/B-F00(M/H/HH)	DC 12 V	1,00
AFC0912A/B-R00(M/H/HH)	DC 12 V	1,00
ASB0912L-V	DC 12 V	2,00
DSB0612L/M/H	DC 12 V	3,00
BFB1012LL/L/M/H/HH(-F00/R00)	DC 12 V	5,00
BFB1024LL/L/M/H/HH(-F00/R00)	DC 24 V	5,00
BFC1012A/B(-F00/F05/R00)	DC 12 V	2,00
BFC1012C(-F00)	DC 12 V	1,00
AFB1212LE/ME/HE/HHE/VHE(-F00/F05/R00)	DC 12 V	5,00
AFB1224LE/ME/HE/HHE/VHE(-F00/F05/R00)	DC 24 V	5,00
BFB1224LE/ME/HHE(-F00/R00)	DC 24 V	3,00
BFB1248LE/ME/HE(-F00/R00)	DC 48 V	3,00
AFB0612L-SB/M-SB/H-SB	DC 12 V	3,00
AFB0812L-SB/M-SB/H-SB(F00)	DC 12 V	3,00
AFB0912L-SB/M-SB/H-SB(F00)	DC 12 V	3,00
ASB0612L-SB/M-SB/H-SB	DC 12 V	3,00
AFB02505LA/MA/HA	DC 5 V	3,00
AFB02512LA/MA/HA/HHA	DC 12 V	4,00
AFC0712A/B	DC 12 V	2,00
ASC0612A/B	DC 12 V	2,00
ASC0812A/B	DC 12 V	2,00
ASC0912A/B	DC 12 V	2,00
AFB0305LLA/LA/MA/HA	DC 5 V	4,00
AFB0312LLA/LA/MA/HA	DC 12 V	4,00
ASB0812L-SB/M-SB/H-SB	DC 12 V	3,00
ASB0912L-SB/M-SB/H-SB	DC 12 V	3,00

Fortsetzung siehe Blatt 7 /