



## SPECIFICATION FOR APPROVAL

Customer. \_\_\_\_\_  
Description. \_\_\_\_\_ DC SUPERFLO FAN \_\_\_\_\_  
Part No. \_\_\_\_\_ REV. \_\_\_\_\_  
Delta Model No. \_\_\_\_\_ AUB0812VH-AF00 \_\_\_\_\_ REV. \_\_\_\_\_ 00 \_\_\_\_\_  
Sample Issue No. \_\_\_\_\_  
Sample Issue Date. \_\_\_\_\_ AUG-03-2008 \_\_\_\_\_

**PLEASE SEND ONE COPY OF THIS SPECIFICATION  
BACK AFTER YOU SIGNED APPROVAL FOR PRODUC-  
TION PRE-ARRANGEMENT.**

**APPROVED BY :** \_\_\_\_\_

**DATE:** \_\_\_\_\_

**Delta Electronics Component Co., Ltd.  
HeTianXia High-Tech Industrial Park.  
Shi Jie Town, Dong Guan City.  
Guangdong Province, China. P. R. C.  
TEL : 86-769-86329008  
FAX : 86-769-86631589**

Delta Electronics Component Co., Ltd.  
 HeTianXia High-Tech Industrial Park.  
 Shi Jie Town, Dong Guan City.  
 Guangdong Province, China. P. R. C.

TEL : 86-769-86329008  
 FAX : 86-769-86631589

SPECIFICATION FOR APPROVAL  
 \*\*\*\*\*

Customer:

Description: DC SUPERFLO FAN

Customer P/N: REV:

Delta Model NO.: AUB0812VH-AF00

Sample Rev: 01 Issue NO:

Sample Issue Date: AUG-03-2008 Quantity:

1. SCOPE:

THIS SPECIFICATION DEFINES THE ELECTRICAL AND MECHANICAL CHARACTERISTICS OF THE DC BRUSHLESS AXIAL FLOW FAN. THE FAN MOTOR IS WITH TWO PHASES AND FOUR POLES.

2. CHARACTERS:

ITEM	DESCRIPTION
RATED VOLTAGE	12 VDC
OPERATION VOLTAGE	7.0 - 13.8 VDC
INPUT CURRENT	0.27 (MAX. 0.41) A
INPUT POWER	3.24 (MAX. 4.92) W
SPEED	3600 R.P.M. (REF.)
MAX. AIR FLOW (AT ZERO STATIC PRESSURE)	1.320 (MIN. 1.188) M <sup>3</sup> /MIN. 46.60 (MIN. 41.93) CFM
MAX. AIR PRESSURE (AT ZERO AIRFLOW)	6.500 (MIN. 5.265) mmH <sub>2</sub> O 0.256 (MIN. 0.207) inchH <sub>2</sub> O
ACOUSTICAL NOISE (AVG.)	39.0 (MAX. 43.0) dB-A
INSULATION TYPE	UL: CLASS A

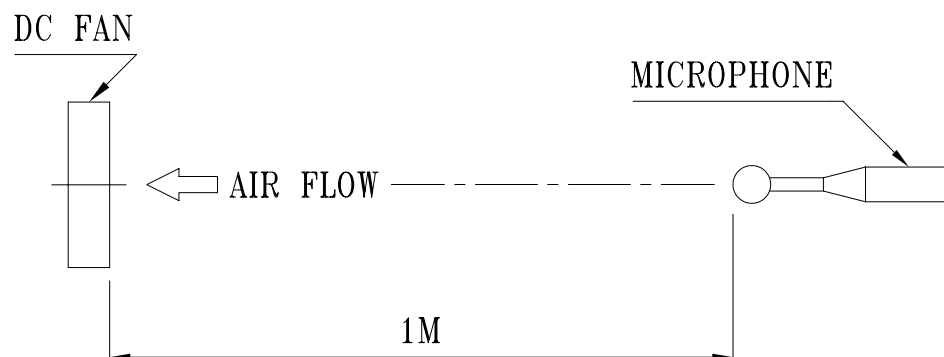
(continued)

PART NO:

DELTA MODEL: AUB0812VH-A F00

INSULATION STRENGTH	10 MEG OHM MIN. AT 500 VDC (BETWEEN FRAME AND (+) TERMINAL)
DIELECTRIC STRENGTH	5 mA MAX. AT 500 VAC 60 Hz ONE MINUTE, (BETWEEN FRAME AND (+) TERMINAL)
EXTERNAL COVER	OPEN TYPE
LIFE EXPECTANCE	50,000 HOURS CONTINUOUS OPERATION AT 40 °C WITH 15 ~ 65 %RH.
ROTATION	CLOCKWISE VIEW FROM NAME PLATE SIDE
OVER CURRENT SHUT DOWN	THE CURRENT WILL SHUT DOWN WHEN LOCKING ROTOR.
LEAD WIRE	UL 1007 AWG #24 RED WIRE POSITIVE(+) BLACK WIRE POSITIVE(-) BLUE WIRE FREQUENCY(-F00 )

- NOTES: 1. ALL READINGS ARE MEASURED AFTER STABLY WARMING UP  
THROUGH 10 MINUTES AT ROOM TEMPERATURE.  
2. THE VALUES WRITTEN IN PARENS , ( ), ARE LIMITED SPEC.  
3. ACOUSTICAL NOISE MEASURING CONDITION:



NOISE IS MEASURED AT RATED VOLTAGE IN FREE AIR IN ANECHOIC CHAMBER WITH B & K SOUND LEVEL METER WITH MICROPHONE AT A DISTANCE OF ONE METER FROM THE FAN INTAKE.

-----  
PART NO:  
-----

DELTA MODEL:     AUB0812VH-AFOO  
-----

3. MECHANICAL:

3-1. DIMENSIONS ----- SEE DIMENSIONS DRAWING

3-2. FRAME ----- PLASTIC UL: 94V-0

3-3. IMPELLER ----- PLASTIC UL: 94V-0

3-4. BEARING SYSTEM ----- SUPERFLO BEARING

3-5. WEIGHT ----- 88.0 GRAMS

4. ENVIRONMENTAL:

4-1. OPERATING TEMPERATURE ----- -10 TO +60 DEGREE C

4-2. STORAGE TEMPERATURE ----- -40 TO +75 DEGREE C

4-3. OPERATING HUMIDITY ----- 5 TO 90 % RH

4-4. STORAGE HUMIDITY ----- 5 TO 95 % RH

5. PROTECTION:

5-1. LOCKED ROTOR PROTECTION

IMPEDANCE OF MOTOR WINDING PROTECTS MOTOR FROM FIRE IN 96  
HOURS OF LOCKED ROTOR CONDITION AT THE RATED VOLTAGE.

5-2. POLARITY PROTECTION

BE CAPABLE OF WITHSTANDING IF REVERSE CONNECTION FOR POSITIVE  
AND NEGATIVE LEADS.

6. RE OZONE DEPLETING SUBSTANCES:

6-1. NO CONTAINING PBBs, PBBOs, CFCs, PBBEs, PBDPEs AND HCFCs.

7. PRODUCTION LOCATION

7-1. PRODUCTS WILL BE PRODUCED IN CHINA OR THAILAND.

-----  
PART NO:  
-----

DELTA MODEL:     AUB0812VH-AFOO  
-----

8. BASIC RELIABILITY REQUIREMENT:

8-1. THERMAL     LOW TEMPERATURE: -40°C  
CYCLING         HIGH TEMPERATURE: +80°C  
                  SOAK TIME: 30 MINUTES  
                  TRANSITION TIME < 5 MINUTES  
                  DUTY CYCLES: 5

8-2. HUMIDITY     TEMPERATURE: +25°C ~ +65°C  
EXPOSURE         HUMIDITY: 90-98% RH @ +65°C  
                  FOR 4 HOURS/CYCLE  
                  POWER: NON-OPERATING  
                  TEST TIME: 168 HOURS

8-3. VIBRATION    TEMPERATURE: +25°C  
                  ORIENTATION: X, Y, Z  
                  POWER: NON-OPERATING  
                  VIBRATION LEVEL: OVERALL gRMS=3.2

FREQUENCY(Hz)	PSD(G <sup>2</sup> /Hz)
10	0.040
20	0.100
40	0.100
800	0.002
1000	0.002

TEST TIME: 2 HOURS ON EACH ORIENTATION

8-4. MECHANICAL   TEMPERATURE: +20°C  
SHOCK             ORIENTATION: X, Y, Z  
                  POWER: NON-OPERATING  
                  ACCELERATION: 20 G MIN.  
                  PULSE: 11 ms HALF-SINE WAVE  
                  NUMBER OF SHOCKS: 5 SHOCKS  
                                  FOR EACH DIRECTION

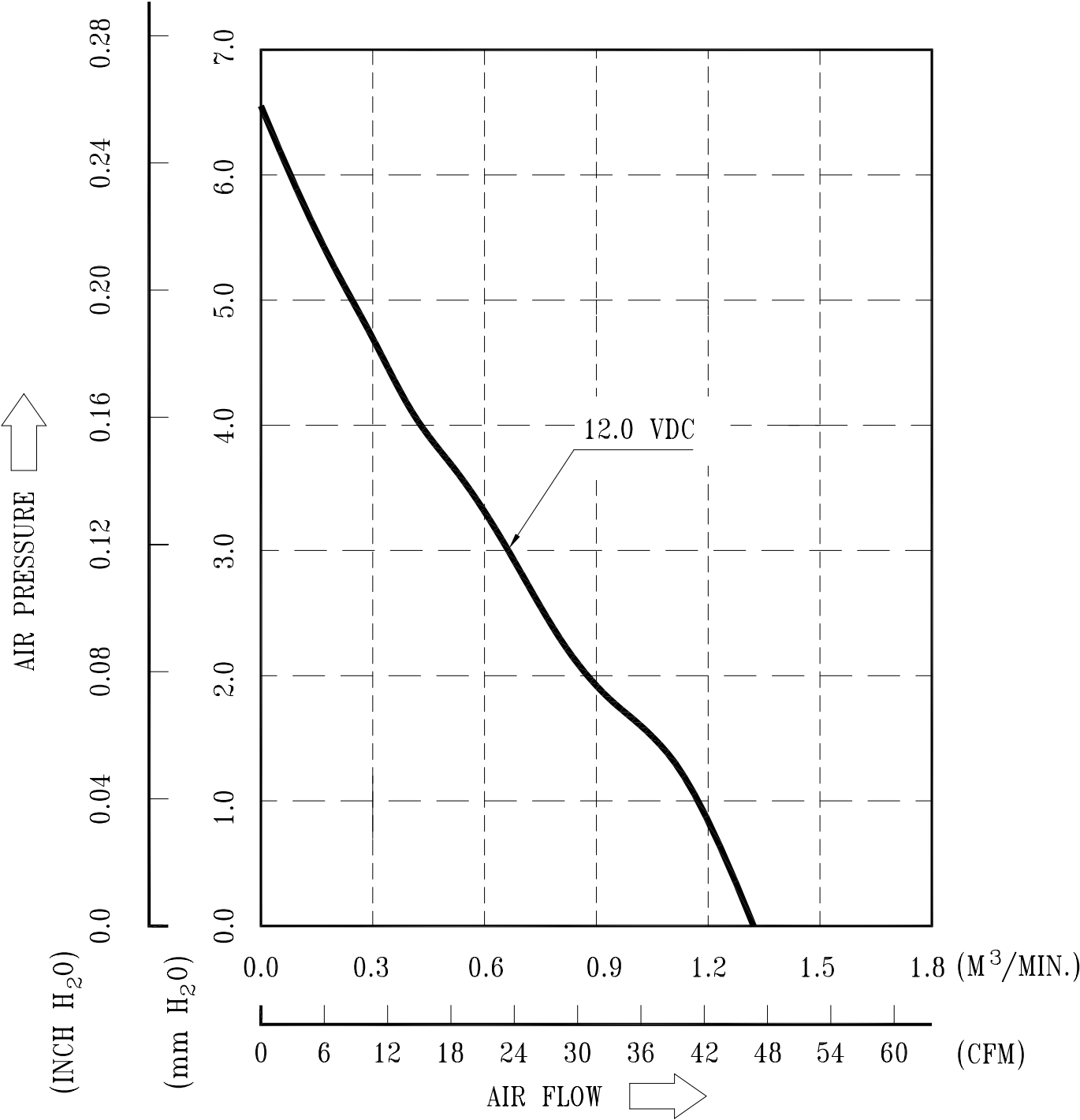
8-5. LIFE         TEMPERATURE: MAX. OPERATING TEMPERATURE  
                  POWER: OPERATING  
                  DURATION: 1000 HOURS MIN.

A00

PART NO:

DELTA MODEL: AUB0812VH-AF00

9. P & Q CURVE:



\* TEST CONDITION: INPUT VOLTAGE ----- OPERATION VOLTAGE  
TEMPERATURE ----- ROOM TEMPERATURE  
HUMIDITY ----- 65%RH

-----  
PART NO:  
-----

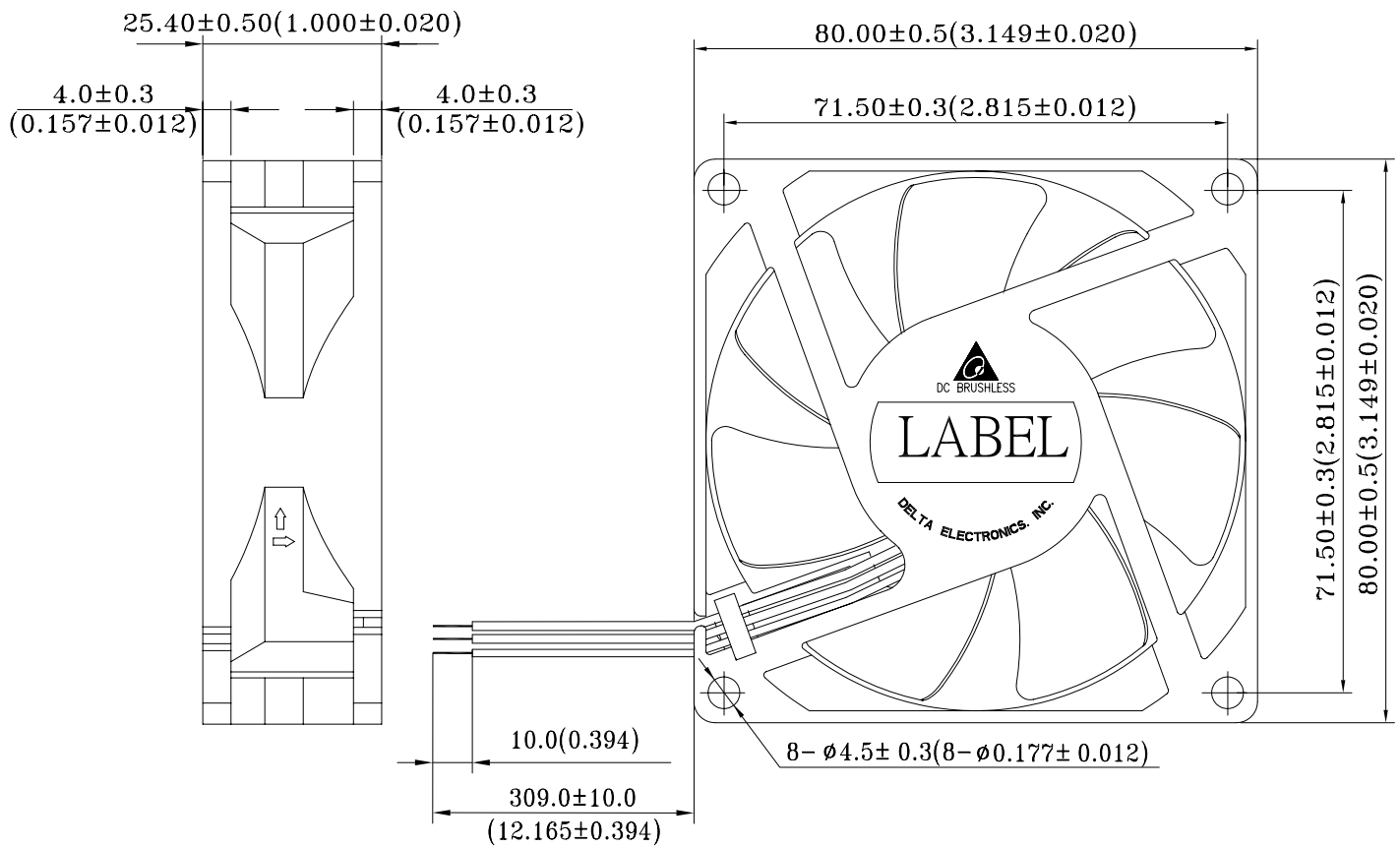
DELTA MODEL:     AUB0812VH-A F00  
-----

#### 10. DIMENSION DRAWING:

LABEL:



OR



#### NOTES:

- 1.LEAD WIRE UL1007 AWG#24  
RED WIRE----(+)  
BLACK WIRE----(-)  
2.THIS PRODUCT IS ROHS COMPLIANT  
BLUE WIRE----(F00)

UNIT: mm(INCH)

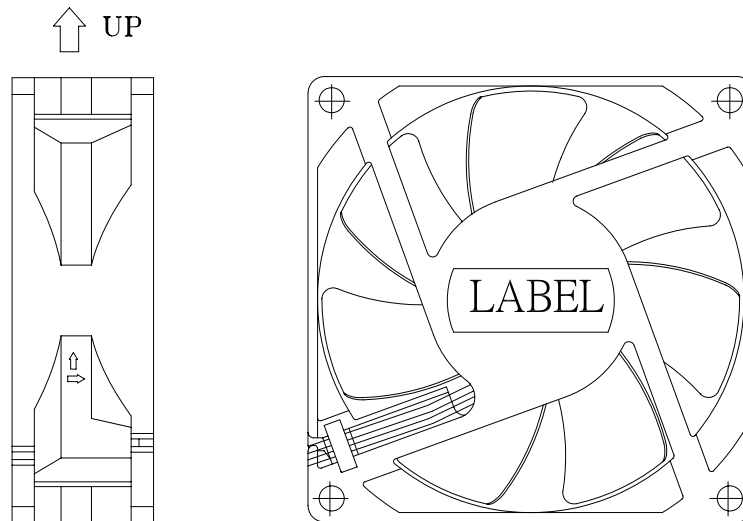
A00

PART NO.:

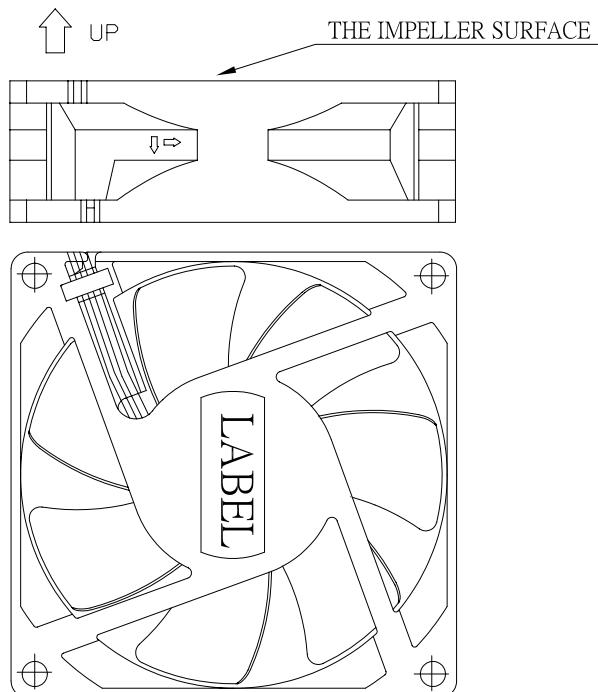
DELTA MODEL: AUB0812VH-AF00

11. SLEEVE BEARING FAN MOUNTING TYPE :

WE SUGGEST THAT THE FAN IS MOUNTED AS THE TYPE A OR B. IF YOU WOULD LIKE TO HAVE OTHER MOUNTING TYPE, PLEASE CONTACT US.



TYPE :A



THIRD ANGLE  
PROJECTION

TYPE :B

A00

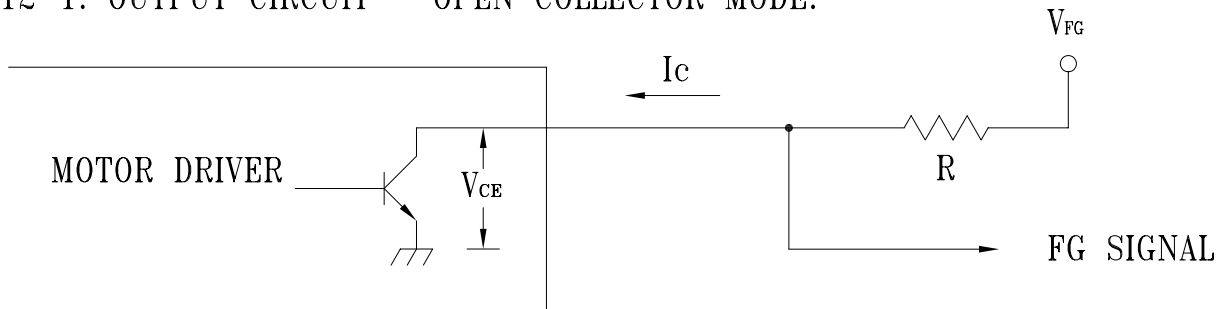


PART NO:

DELTA MODEL: AUB0812VH-AF00

## 12. FREQUENCY GENERATOR (FG) SIGNAL:

### 12-1. OUTPUT CIRCUIT - OPEN COLLECTOR MODE:



#### CAUTION:

THE LEAD WIRE OF FG SIGNAL CAN NOT TOUCH  
THE LEAD WIRE OF POSITIVE OR NEGATIVE.

### 12-2. SPECIFICATION:

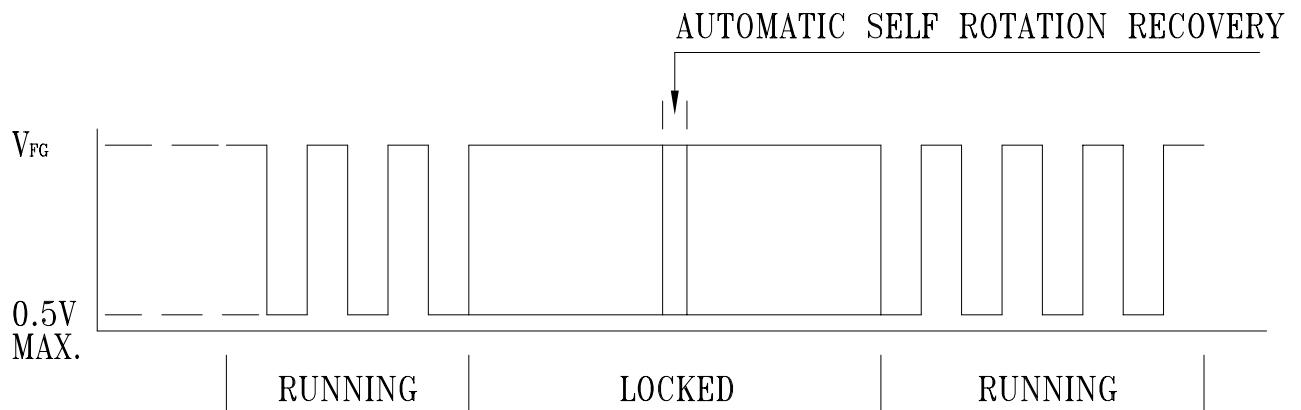
$V_{CE}(\text{sat}) = 0.5\text{V MAX.}$

$V_{FG} = 13.8\text{VDC MAX.}$

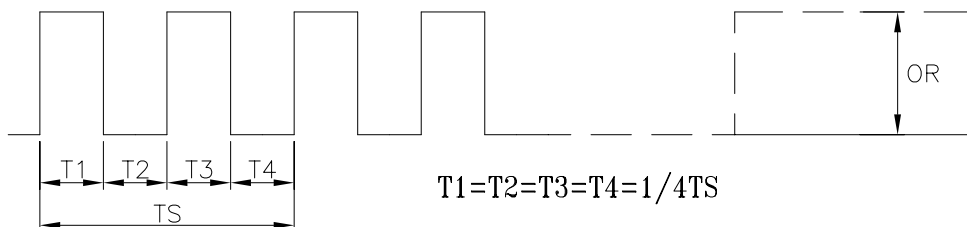
$I_c = 5\text{mA MAX.}$

$R \geq V_{FG} / I_c$

### 12-3. FREQUENCY GENERATOR WAVEFORM:



FAN RUNNING FOR 4 POLES



$N = \text{R.P.M}$

$TS = 60/N(\text{SEC})$

\*VOLTAGE LEVEL AFTER BLADE LOCKED

\*4 POLES



## ***Application Notice***

- 1. Delta will not guarantee the performance of the products if the application condition falls outside the parameters set forth in the specification.**
- 2. A written request should be submitted to Delta prior to approval if deviation from this specification is required.**
- 3. Please exercise caution when handling fans. Damage may be caused when pressure is applied to the impeller, if the fans are handled by the lead wires, or if the fan was hard-dropped to the production floor.**
- 4. Except as pertains to some special designs, there is no guarantee that the products will be free from any such safety problems or failures as caused by the introduction of powder, droplets of water or encroachment of insect into the hub.**
- 5. The above-mentioned conditions are representative of some unique examples and viewed as the first point of reference prior to all other information.**
- 6. It is very important to establish the correct polarity before connecting the fan to the power source. Positive (+) and Negative (-). Damage may be caused to the fans if connection is with reverse polarity, if there is no foolproof method to protect against such error specifically mentioned in this spec.**
- 7. Delta fans without special protection are not suitable where any corrosive fluids are introduced to their environment.**
- 8. Please ensure all fans are stored according to the storage temperature limits specified. Do not store fans in a high humidity environment. We highly recommend performance testing is conducted before shipping, if the fans have been stored over 6 months.**
- 9. Not all fans are provided with the Lock Rotor Protection feature. If you impair the rotation of the impeller for the fans that do not have this function, the performance of those fans will lead to failure.**
- 10. Please be cautious when mounting the fan. Incorrect mounting of fans may cause excess resonance, vibration and subsequent noise.**
- 11. It is important to consider safety when testing the fans. A suitable fan guard should be fitted to the fan to guard against any potential for personal injury.**
- 12. Except where specifically stated, all tests are carried out at room (ambient) temperature and relative humidity conditions of 25°C, 65% RH. The test value is only for fan performance itself.**
- 13. Be certain to connect an “ 4.7μF or greater” capacitor to the fan externally when the application calls for using multiple fans in parallel, to avoid any unstable power.**



Master Contract 158102 (LR 91949)  
Report 2294542  
Project 2294542

April 6, 2010

Ms. Tammy Chen  
Delta Electronics Inc  
252 Shang Ying Rd  
Kuei San  
Taoyuan Hsien 333  
Taiwan

E-mail: tammy.chen@delta.com.tw

Subject: Component Fans, D.C. (Brushless), Models QFR0812VHE, QFR0812SHE,  
QFR0812EHE, QFR0812GHE, QFR0812UHE and QFR0812DE  
(CSA) (Converted from CPC Report LR 91949C-304)

Dear Ms. Chen:

We are pleased to confirm that the subject project has been completed and the final documentation has been made available to you electronically.

Please note that it is your responsibility to forward a copy of the Descriptive Report and Test Results to the applicable factories, as listed on the Profile of Reports.

Our Accounting Department will, in due course, forward a statement of your account.

On behalf of CSA International, I would like to thank you for your business and offer our services for your future needs.

Yours truly,

Maggie Lam, Technical Assistant  
CSA International - Vancouver

Encl. Updated Certification Record  
Updated Profile of Reports  
Certificate of Compliance  
Descriptive Report and Test Results



## CERTIFICATION RECORD

The company named below has been authorized by CSA International to represent the products listed in this record as "CSA Certified" and to affix the CSA Mark to these products according to the terms and conditions of the CSA Service Agreement and applicable CSA program requirements (including additional Markings).

File No: 091949\_0\_000  
Class No: 3812 01 FANS AND BLOWERS

### SUBMITTOR

4510824 Delta Electronics Inc  
252 Shang Ying Rd  
Kuei San  
Taoyuan Hsien, 333  
Taiwan

### FACTORIES

4510824 Delta Electronics Inc  
252 Shang Ying Rd  
Kuei San  
Taoyuan Hsien, 333  
Taiwan

4665119 Delta Electronics (Jiang Su) Ltd.  
No 1688 Jiangxing East Rd  
Wujiang Economic Development Zone  
  
Wujiang City, Jiangsu 215200  
China

4678360 Delta Electronics (Thailand) Public  
Co., Ltd.  
111 Moo 9 Wellgrow Ind Estate  
Bangna-Trad Road, Tambon Bangwua  
  
Amphur Bangpakong  
Chachoengsao, Chachoengsao 24180  
Thailand

4753103 Delta Electronics  
(Dongguan) Co Ltd  
HeTianXia High Tech Industrial Pk

AUB0712LD	12	90	0 to 9, A to Z
AUB0712MD	12	170	0 to 9, A to Z
AUB0712HD	12	260	0 to 9, A to Z
AUB0712HHD	12	330	0 to 9, A to Z
AUB0712VHD	12	450	0 to 9, A to Z
AUB0724L	24	50	STD, F00, R00
AUB0724M	24	60	STD, F00, R00
AUB0724H	24	90	STD, F00, R00
AUB0724HH	24	120	STD, F00, R00
AUB0724VH	24	140	STD, F00, R00
AUB0724LLB	24	100	STD, F00, R00
AUB0724LB	24	110	STD, F00, R00
AUB0724MB	24	140	STD, F00, R00
AUB0724HB	24	210	STD, F00, R00
AUB0812HB	12	200	STD R00 F00
AUB0812HHB	12	240	STD R00 F00
AUB0812LB	12	140	STD R00 F00
AUB0812LLB	12	110	STD R00 F00
AUB0812MB	12	170	STD R00 F00
AUB0812SHB	12	400	STD R00 F00
AUB0812VHB	12	300	STD R00 F00
AUB0812H	12	260	-
AUB0812HH	12	320	-
AUB0812HH-C	12	300	STD R00 F00, 0 to 9, A to Z, blank or "-"
AUB0812L	12	140	-
AUB0812M	12	180	-
AUB0812VH	12	410	-
AUB0812VH-C	12	410	STD R00 F00, 0 to 9, A to Z, blank or "-"
AUB0812VH-8G76	12	410	STD R00 F00, 0 to 9, A to Z, blank or "-"
AUB0812LLD	12	90	STD, F00, R00

# GPWV2.E132003

## Fans, Electric - Component

[Page Bottom](#)[Print-friendly version](#)[Questions?](#)[Previous Page](#)

## Fans, Electric - Component

[See General Information for Fans, Electric - Component](#)

**DELTA ELECTRONICS INC**

E132003

14TH FL

266 2ND WEN-HWA RD, SEC 1

LINKOU

TAIPEI HSIEN 244, TAIWAN

Model AFB followed by 0405, 0412, followed by HA, HHA, LA or MA, followed by (Y), where (Y) may be xxxxx, where x may be A through Z, 0 through 9, "-" or blank; Model AFB followed by 0505, followed by HB, LB or MB, followed by (Y), where (Y) may be xxxxx, where x may be A through Z, 0 through 9, "-" or blank; Model AFB followed by 0512, followed by HB, HHB, LB or MB, followed by (Y), where (Y) may be xxxxx, where x may be A through Z, 0 through 9, "-" or blank; Model AFB followed by 0605, followed by H, L or M, followed by R00, R05, RR0 or RR05, followed by (Y), where (Y) may be xxxxx, where x may be A through Z, 0 through 9, "-" or blank; Model AFB followed by 0805, followed by H, L or M; Model AFB followed by 0612, 0624, followed by EH, SH VH; Model AFB0612LB followed by (Y), where (Y) may be xxxxx, where x may be A through Z, 0 through 9, "-" or blank; Model AFB followed by 0612, 0624, 0812, 0824, 0912 or 0924, followed by H, HB, HH, HHB, LB, LLB, MB, SHB or VHB, followed by (Y), where (Y) may be xxxxx, where x may be A through Z, 0 through 9, "-" or blank; Models ASB0412MA, ASB0412LA, ASB0405MA; Model ASB followed by 0405, 0412, followed by HA, HHA, LA or MA, followed by (Y), where (Y) may be xxxxx, where x may be A through Z, 0 through 9, "-" or blank; Model ASB followed by 0505, followed by HB, LB or MB, followed by (Y), where (Y) may be xxxxx, where x may be A through Z, 0 through 9, "-" or blank; Model ASB followed by 0512, 0524, followed by HB, HHB, LB or MB, followed by (Y), where (Y) may be xxxxx, where x may be A through Z, 0 through 9, "-" or blank; Model ASB followed by 0812, 0824, followed by HB, HHB, LB, LLB, MB, SHB or VHB, followed by (Y), where (Y) may be xxxxx, where x may be A through Z, 0 through 9, "-" or blank; Model ASB followed by 0612 or 0624, followed by H, HH, L or M, followed by (Y), where (Y) may be xxxxx, where x may be A through Z, 0 through 9, "-" or blank; Model ASB followed by 0812, followed by L or M; Model ASB followed by 0912 or 0924, followed by H, L or M, followed by (Y), where (Y) may be xxxxx, where x may be A through Z, 0 through 9, "-" or blank; Model AUB followed by 0505, 0512 or 0524, followed by HB, HHB, LB or MB, followed by (Y), where (Y) may be xxxxx, where x may be A through Z, 0 through 9, "-" or blank; Model AUB followed by 0612, 0624, followed by H, HH, L or M, followed by (Y), where (Y) may be xxxxx, where x may be A through Z, 0 through 9, "-" or blank; Model AUB followed by 0912, 0924, followed by H, HH, L, M or VH, followed by (Y), where (Y) may be xxxxx, where x may be A through Z, 0 through 9, "-" or blank; Model AUB followed by 0612 or 0624, followed by L, M, H or HH, followed by (Y), where (Y) may be xxxxx, where x may be A through Z, 0 through 9, "-" or blank; Model AUB followed by 0812 or 0824, followed by HB, HHB, LB, LLB, MB, SHB or VHB, followed by (Y), where (Y) may be xxxxx, where x may be A through Z, 0 through 9, "-" or blank; Model AUB followed by 0924, followed by L, M, H, HH or VH, followed by (Y), where (Y) may be xxxxx, where x may be A through Z, 0 through 9, "-" or blank; Model BFB followed by 1212, followed by H, HH, L, LL, M or VH, followed by (Y), where (Y) may be xxxxx, where x may be A through Z, 0 through 9, "-" or blank; Model BFB followed by 1224, followed by H, HH, L, LL, M or VH, followed by (Y), where (Y) may be xxxxx, where x may be A through Z, 0 through 9, "-" or blank; Model BFB followed by 1248, followed by H, HH, L, LL, M, followed by (Y), where (Y) may be xxxxx, where x may be A through Z, 0 through 9, "-" or blank; Model BFC followed by 1012, followed by A, B or C, followed by (Y), where (Y) may be xxxxx, where x may be A through Z, 0 through 9, "-" or blank; Model DFB followed by 0405 or 0412, followed by H, L, LL, M, followed by (Y), where (Y) may be xxxxx, where x may be A through Z, 0 through 9, "-"

Models AUB0812H, -HH, -L, -LB, -M, -SHB, -VH, AUB0824H, -HH, -L, -LB, -M, -SHB, -VH.

**DC fans**, Models B(A)B0505L(Y), B(A)B0505M(Y), B(A)B0512(B)(Y), BFB0512MA-SM(Y), B(A)B0524(B)(Y), where (A) may be F or S, (B) may be HH, H, M or L, where (Y) may be xxxxx where x may be A through Z, 0 through 9, "-" or blank.

Models EFB1212 -H, -HF, -HH, -HHF, -L, -LF, -M, -MF, -SH, -VH, -VHF, EFB1224 -H, -HF, -HH, -HHF, -L, -LF, -M, -MF, -SH, -VH, -VHF, EFB1248-H, -HH, -L, -M, -SH, -VH.

Model EFB followed by 0405, followed by HD, HHD, LD, LLD, MD VHD; Model EFB followed by 0412, followed by HD, HHD, LD, LLD, MD, VHD; Model EFB followed by 0424, followed by HD, HHD, LD, LLD, MD, VHD.

Models BFB0305HA, -HHA, -LA, -MA, BFB0312HA, -HHA, -LA, -MA.

Models AFB1512H, -L, -M, AFB1548H, -L, -M, AFB1712H, -L, -M, AFB1748H, -L, -M, EFB1248HF, -HHF, -LF, -MF, -VHF, EFB1548HG, -HHG, -LG, -MG, -VHG, EFB1748HG, -HHG, -LG, -MG, -VHG.

Models AFB0305LK, -MK, -HK, AFB0405LK, -MK, -HK.

Model BFB03505 followed by HR, LR, MR; Model BFB03505 followed by HA, HHA, LA, MA; Model BFB03512 followed by HA, HHA, LA, MA.

Models AFB02505LB, -MB, -HB, -HHB.

Model SFB followed by 0112, followed by H, HH, M or VH; Model SUB followed by 0112, 0212, followed by H, HH, M or VH.

Model EFB followed by 1512, 1712, followed by HG, HHG, LG, MG; Model EFB followed by 1524, 1724, followed by HG, HHG, LG, MG, SHG or VHG; Models AFB1524(X)G(Y), AFB1548(X)G(Y), where (Y) may be xxxxx, where x may be A through Z, 0 through 9, "-" or blank.

Model EFB followed by 0912, 0924, followed by HE, HHE, LE or ME.

Model FFB followed by 0848, followed by SHE; Model FFB followed by 0912 or 0924, followed by EHE, HHE, SHE or VHE; Model FFB followed by 0948, followed by HHE, SHE or VHE; Model FFB followed by 1212 or 1224, followed by EHE, HE, HHE, SHE or VHE; Model FFB followed by 1248, followed by EHE, SHE or VHE; Model FFC1212DE; Models FFC1212D(Y), where (Y) may be xxxxx, where x may be A through Z, 0 through 9, "-" or blank.

Model EFC followed by 1212 or 1224, followed by DE; Model EFC0412 followed by AD or BD.

Model BFB followed by 0405, 0412, 04505, 04512, 0505 or 0512, followed by HA, HHA, LA or MA.

Model EUB followed by 0405, 0412 or 0424, followed by HD, HHD, LD, LLD or MD; Model EUB followed by 0412 or 0424, followed by VHD.

Model ASB followed by 0605, followed by HB, HHB, LB or MB; Model ASB followed by 0612 or 0624, followed by HB, HHB, LB, MB or VHB; Model AUB followed by 0605, followed by HB, HHB, LB or MB; Model AUB followed by 0612 or 0624, followed by HB, HHB, LB, MB or VHB.

Model AFB followed by 1524, 1724, followed by H, HH, L or M; Model EFC followed by 1248, followed by EE; Model FFB followed by 0812, 0824, followed by EHE, HHE, SHE or VHE; Model FFB0848 followed by HHE, VHE or SHE; Models FFB0812GHE, FFB0812UHE followed by blank, "-F00" or "-R00" .

Model FFB0824EHE-SV09.

Model BFB followed by 0405, 0505 or 04505, followed by HP, LP or MP.

Model EFB followed by 0612, followed by HA, HHA, LA or MA.



## GUTACHTEN MIT FERTIGUNGSÜBERWACHUNG CERTIFICATE OF CONFORMITY WITH FACTORY SURVEILLANCE

Delta Electronics Inc.  
6F, No. 186, Ruey Kuang Road  
11491 NEIHU, TAIPEI  
TAIWAN

ist berechtigt, für ihr Produkt /  
*is authorized to use for their product*

**Einbauventilator für IT-Geräte**  
***Fan for building-in, IT-equipment***

die hier abgebildeten markenrechtlich geschützten Zeichen  
für die ab Blatt 2 aufgeführten Typen zu benutzen /  
*the legally protected Marks as shown below for the types referred to on page 2 ff.*



REG.-Nr. 1764 oder/or



oder/or VDE-REG.-Nr. 1764

REG.-Nr. 1764

Geprüft und zertifiziert nach /  
*Tested and certified according to*

DIN EN 60950-1:2006 + A11 (VDE 0805 Teil 1 + A11):2009-11; EN 60950-1:2006 + A11:2009-03  
IEC 60950-1(ed.2)

VDE Prüf- und Zertifizierungsinstitut GmbH  
VDE Testing and Certification Institute  
Zertifizierungsstelle / Certification

VDE Zertifikate sind nur gültig bei Veröffentlichung unter:  
VDE certificates are valid only when published on:

Aktenzeichen: 1164100-2611-0001 / 130050

File ref.:

Ausweis-Nr. 1764

Blatt 1

Certificate No.

Page

Weitere Bedingungen siehe Rückseite und Folgeblätter /  
further conditions see overleaf and following pages

Offenbach, 1994-06-08

(letzte Änderung/updated 2010-06-08 )

<http://www.vde.com/zertifikat>

<http://www.vde.com/certificate>



# VDE Prüf- und Zertifizierungsinstitut Gutachten mit Fertigungsüberwachung

Ausweis-Nr. / Blatt /  
Certificate No. page  
1764 4

Name und Sitz des Genehmigungs-Inhabers / *Name and registered seat of the Certificate holder*  
Delta Electronics Inc., 6F, No. 186, Ruey Kuang Road, 11491 NEIHU, TAIPEI, TAIWAN

Aktenzeichen / *File ref.*  
1164100-2611-0001 / 130050 / FG13 / DO

letzte Änderung / *updated* Datum / *Date*  
2010-06-08 1994-06-08

Dieses Blatt gilt nur in Verbindung mit Blatt 1 des Gutachtens mit Fertigungsüberwachung Nr. 1764.  
*This supplement is only valid in conjunction with page 1 of the Certificate of Conformity with factory surveillance No. 1764.*  
endif

AFB03512LA/MA/HA	DC 12 V
BFB1212HH/VH	DC 12 V (neue Ausführung / new design)
BFB1224HH/VH	DC 24 V (neue Ausführung / new design)
BFB1248LL/L/M/H/HH	DC 48 V
AFB0605L/M/H-R00	DC 5 V
BFB0405LE/ME/HE	DC 5 V
BFB0412LE/ME/HE/HHE	DC 12 V
BFB1612L/M/H	DC 12 V
BFB1624L/M/H	DC 24 V
BFB1648L/M	DC 48 V
AFB0648L/M/H/HH	DC 48 V
AFB0405HHD	DC 5 V
AUB0812L/M/H/HH/VH	DC 12 V
AUB0824L/M/H/HH/VH	DC 24 V
AFB02505HHA	DC 5 V
AFB0812LLB/LB/MB/HB/HHB/VHB/SHB	DC 12 V
AFB0824LLB/LB/MB/HB/HHB/VHB/SHB	DC 24 V
AFC0812C	DC 12 V
AFC0824C	DC 24 V
AFC0912C	DC 12 V
AFC0924C	DC 24 V
AFC0612AD	DC 12 V
AFC0612BD	DC 12 V
EFB1212LF/MF/HF/HHF/VHF (R00,F00,STD)	DC 12 V
EFB1224LF/MF/HF/HHF/VHF (R00,F00,STD)	DC 24 V
AFB0524LB/MB/HB/HHB (R00,F00,STD)	DC 24 V
BFB0524L/M/H/HH (R00,F00,STD)	DC 24 V
AUB0612L/M/H/HH	DC 12 V
AUB0624L/M/H/HH	DC 24 V
AUB0912L/M/H/HH/VH	DC 12 V
AUB0924L/M/H/HH/VH	DC 24 V
EFB0405LLD/LD/MD/HD/HHD/VHD	DC 5 V
EFB0412LLD/LD/MD/HD/HHD/VHD	DC 12 V
EFB0424LLD/LD/MD/HD/HHD/VHD	DC 24 V
AFB0605HH	DC 5 V
EFB1248LF/MF/HF/HHF/VHF	DC 48 V
DSB0812L-N/M-N/H-N	DC 12 V
BFB0305LA/MA/HA/HHA	DC 5 V
BFB0312LA/MA/HA/HHA	DC 12 V
BFB03505LA/MA/HA/HHA	DC 5 V
BFB03512LA/MA/HA/HHA	DC 12 V

Fortsetzung siehe Blatt 5 /  
*continued on page 5*