



## **SPECIFICATION FOR APPROVAL**

Customer\_\_\_\_\_

Description\_\_\_\_\_DC BLOWER\_\_\_\_\_

Part No. \_\_\_\_\_REV. \_\_\_\_\_

Delta Model No. \_\_\_\_\_KFB1724SHT-A\_\_\_\_\_REV. \_\_\_\_\_01\_\_\_\_\_

Sample Issue No. \_\_\_\_\_

Sample Issue Date\_\_\_\_\_OCT.22 2014\_\_\_\_\_

PLEASE SEND ONE COPY OF THIS SPECIFICATION BACK  
AFTER YOU SIGNED APPROVAL FOR PRODUCTION PRE-  
ARRANGMENT.

APPROVED BY: \_\_\_\_\_

DATE : \_\_\_\_\_

DELTA ELECTRONICS, INC.

TAOYUAN PLANT

252, SHANG YING ROAD, KUEI SAN INDUSTRIAL ZONE TAOYUAN  
SHIEN, TAIWAN, R.O.C.

TEL:886-(0)3-3591968

FAX:886-(0)3-3591991

DELTA ELECTRONICS, INC.  
252, SHANG YING ROAD, KUEI SAN  
TAOYUAN HSIEN 333, TAIWAN, R. O. C.

TEL : 886-(0)3-3591968  
FAX : 886-(0)3-3591991

**SPECIFICATION FOR APPROVAL**  
\*\*\*\*\*

Customer:

Description: DC BLOWER

Customer P/N:

REV: 00

Delta Model NO.: KFB1724SHT-A

Delta safety model NO.: KFB1724SHT

Smample Rev: 01

Issue NO:

Sample Issue Date:

Quantity:

PCS

**1. SCOPE:**

THIS SPECIFICATION DEFINES THE ELECTRICAL AND MECHANICAL  
CHARACTERISTICS OF THE DC BRUSHLESS CENTRIFUGAL BLOWER.

**2. CHARACTERS:**

ITEM	DESCRIPTION
RATED VOLTAGE	24.0 VDC
OPERATION VOLTAGE	14.0-27.6VDC
INPUT CURRENT	3.14 (MAX. 3.77) A SAFETY CURRENT ON LABEL : 3.77A
INPUT POWER	75.36(MAX. 90.48) W
SPEED	4000 R.P.M. (REF.)
MAX. AIR FLOW (AT ZERO STATIC PRESSURE)	11.688 (MIN. 10.519) M <sup>3</sup> /MIN. 412.78 (MIN. 371.50) CFM
MAX. AIR PRESSURE (AT ZERO AIRFLOW)	61.03 (MIN. 49.43) mmH <sub>2</sub> O 2.403 (MIN. 1.946) inchH <sub>2</sub> O
ACOUSTICAL NOISE (AVG.)	73.0 (MAX. 77.0) dB-A
INSULATION TYPE	UL:CLASS A

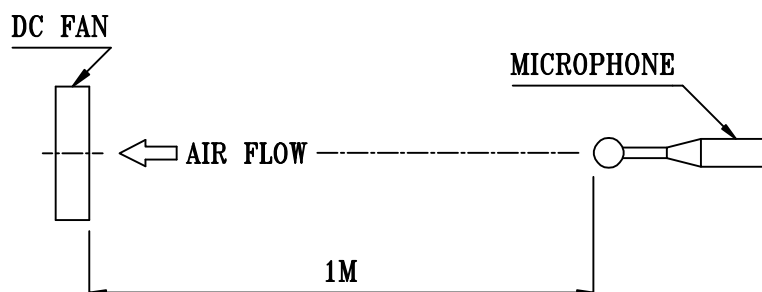
(continued)

PART NO:

DELTA MODEL: KFB1724SHT-A

INSULATION STRENGTH	10 MEG OHM MIN. AT 500 VDC (BETWEEN PILLOW AND (+) TERMINAL)
DIELECTRIC STRENGTH	5 mA MAX. AT 500 VAC 50/60 Hz ONE MINUTE, (BETWEEN PILLOW AND (+) TERMINAL)
EXTERNAL COVER	OPEN TYPE
LIFE EXPECTANCE	80,000 HOURS CONTINUOUS OPERATION AT 40 °C WITH 15 ~ 65 %RH.
ROTATION	COUNTERCLOCKWISE VIEW FROM NAME PLATE SIDE
OVER CURRENT SHUT DOWN	THE CURRENT WILL SHUT DOWN WHEN LOCKING ROTOR
STARTING PROTECTION	START AT LOW SPEED , AFTER 10 SEC RUNNING AT FULL SPEED
LEAD WIRE	UL 1430 -F- AWG #22 BLACK WIRE NEGATIVE(-) RED WIRE POSITIVE(+)

- NOTES: 1. ALL READINGS ARE MEASURED AFTER STABLY WARMING UP THROUGH 10 MINUTES.
2. STANDARD AIR PROPERTY IS AIR AT (Td) 25°C TEMPERATURE, (RH) 65% RELATIVE HUMIDITY, AND (Pb) 760 mmHg BAROMETRIC PRESSURE.
3. THE VALUES WRITTEN IN PARENS , ( ), ARE LIMITED SPEC.
4. ACOUSTICAL NOISE MEASURING CONDITION:



NOISE IS MEASURED AT RATED VOLTAGE IN FREE AIR IN ANECHOIC CHAMBER WITH B & K SOUND LEVEL METER WITH MICROPHONE AT A DISTANCE OF ONE METER FROM THE FAN INTAKE.

-----  
PART NO:  
-----

DELTA MODEL: KFB1724SHT-A  
-----

3. MECHANICAL:

- 3-1. DIMENSIONS ----- SEE DIMENSIONS DRAWING
- 3-2. PILLOW ----- ALUMINUM
- 3-3. IMPELLER ----- PLASTIC BROWN UL: 94V-0
- 3-4. BEARING SYSTEM ----- TWO BALL BEARINGS
- 3-5. WEIGHT ----- 670 GRAMS

4. ENVIRONMENTAL:

- 4-1. OPERATING TEMPERATURE ----- -10 TO +70 DEGREE C
- 4-2. STORAGE TEMPERATURE ----- -40 TO +75 DEGREE C
- 4-3. OPERATING HUMIDITY ----- 5 TO 90 % RH
- 4-4. STORAGE HUMIDITY ----- 5 TO 95 % RH

5. PROTECTION:

5-1. LOCKED ROTOR PROTECTION

IMPEDANCE OF MOTOR WINDING PROTECTS MOTOR FROM FIRE IN 96  
HOURS OF LOCKED ROTOR CONDITION AT THE RATED VOLTAGE.

5-2. POLARITY PROTECTION

BE CAPABLE OF WITHSTANDING IF REVERSE CONNECTION FOR POSITIVE  
AND NEGATIVE LEADS.

6. RE OZONE DEPLETING SUBSTANCES:

- 6-1. NO CONTAINING PBBs, PBBOs, CFCs, PBBEs, PBDPEs AND HCFCs.

7. PRODUCTION LOCATION

- 7-1. PRODUCTS WILL BE PRODUCED IN CHINA OR THAILAND .

-----  
PART NO:  
-----

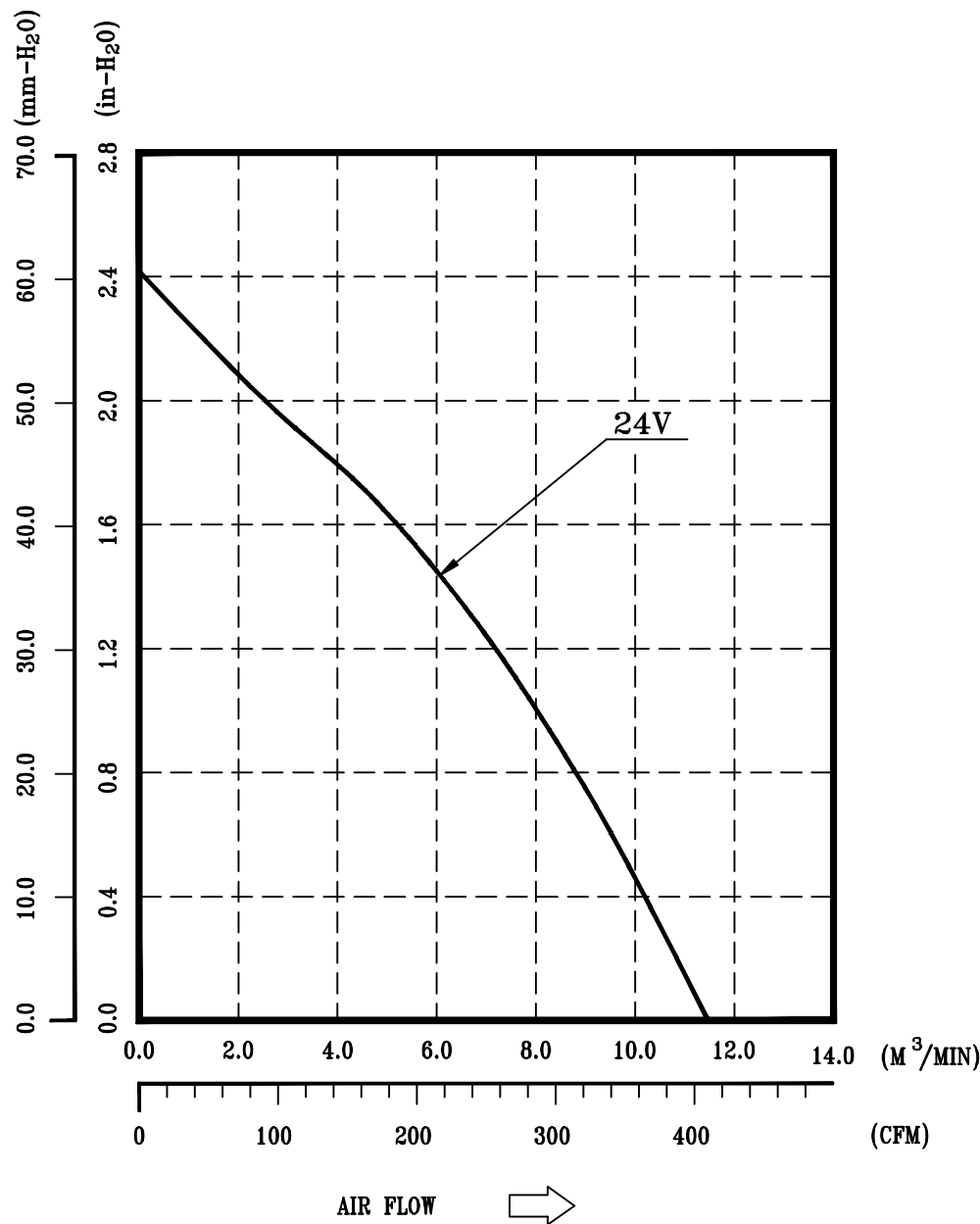
DELTA MODEL: KFB1724SHT-A  
-----

8. BASIC RELIABILITY REQUIREMENT :

- |                           |   |
|---------------------------|---|
| 8-1. THERMAL<br>SHOCK     | LOW TEMPERATURE: -40°C<br>HIGH TEMPERATURE: +80°C<br>SOAK TIME: 30 MINUTES<br>TRANSITION TIME < 5 MINUTES<br>DURATION TIME: 48 HOURS  |
| 8-2. HUMIDITY<br>EXPOSURE | TEMPERATURE: 60°C<br>HUMIDITY: 90-95% RH<br>POWER: 3PCS IN OPERATING(RATED VOLTAGE)<br>POWER: 3PCS IN NON-OPERATING<br>DURATION: 10 DAYS  |
| 8-3. VIBRATION            | SINEWAVE<br>ORIENTATION: X, Y, Z<br>POWER: NON-OPERATING<br>FREQUENCY RANGE: 5 ~ 500Hz<br>DISPLACEMENT AMPLITUDE: 0.75mm(OR 10G)<br>NUMBER OF SWEEP CYCLES PER AXIS: 10<br>TEST TIME: 2 HOURS ON EACH ORIENTATION |
| 8-4. MECHANICAL<br>SHOCK  | POWER: NON-OPERATING<br>ORIENTATION: 6 AXIS<br>ACCELERATION: 100 G ; 6ms<br>PULSE: HALF-SINE WAVE<br>NUMBER OF SHOCKS: 3 SHOCKS<br>FOR EACH DIRECTION   |
| 8-5. LIFE                 | TEMPERATURE: MAX , OPERATING TEMPERATURE<br>POWER: RATED VOLTAGE<br>DURATION: TEST UNTIL REQUIRE TEST TIME<br>THAT CALCULATED BY FACTORY QE   |

-----  
PART NO: -----  
-----  
DELTA MODEL: KFB1724SHT-A -----  
-----

9. P & Q CURVE:



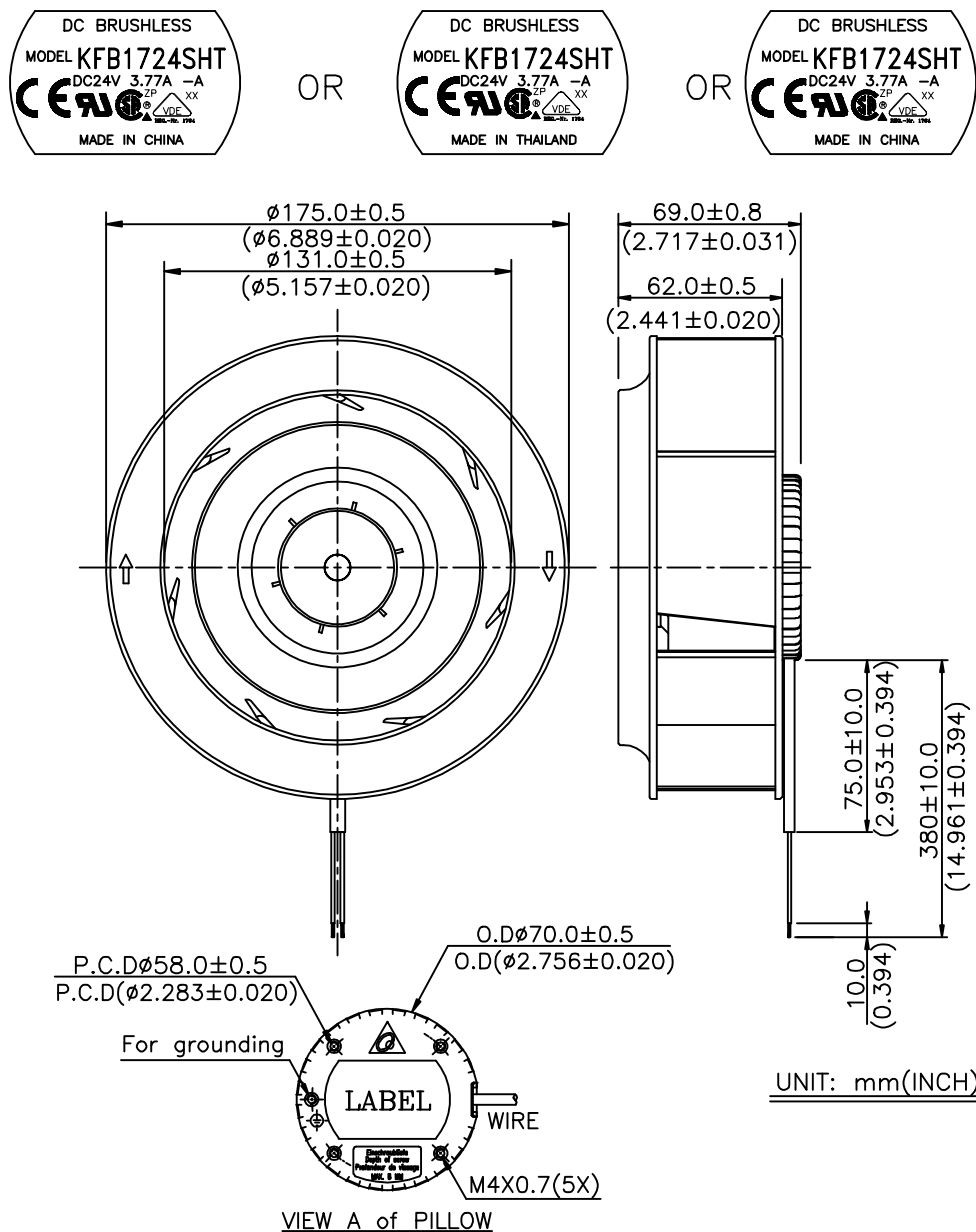
\* TEST CONDITION: INPUT VOLTAGE ----- OPERATION VOLTAGE  
TEMPERATURE ----- ROOM TEMPERATURE  
HUMIDITY ----- 65%RH

PART NO:

DELTA MODEL: KFB1724SHT-A

## 10. DIMENSION DRAWING:

LABEL:



NOTES :

1. THIS PRODUCT IS RoHS COMPLIANT.
2. UL 1430 -F- AWG #22  
BLACK WIRE NEGATIVE(-)  
RED WIRE POSITIVE(+)

## ***Application Notice***

- 1. Delta will not guarantee the performance of the products if the application condition falls outside the parameters set forth in the specification.**
- 2. A written request should be submitted to Delta prior to approval if deviation from this specification is required.**
- 3. Please exercise caution when handling fans. Damage may be caused when pressure is applied to the impeller, if the fans are handled by the lead wires, or if the fan was hard-dropped to the production floor.**
- 4. Except as pertains to some special designs, there is no guarantee that the products will be free from any such safety problems or failures as caused by the introduction of powder, droplets of water or encroachment of insect into the hub.**
- 5. The above-mentioned conditions are representative of some unique examples and viewed as the first point of reference prior to all other information.**
- 6. It is very important to establish the correct polarity before connecting the fan to the power source. Positive (+) and Negative (-). Damage may be caused to the fans if connection is with reverse polarity, if there is no foolproof method to protect against such error specifically mentioned in this spec.**
- 7. Delta fans without special protection are not suitable where any corrosive fluids are introduced to their environment.**
- 8. Please ensure all fans are stored according to the storage temperature limits specified. Do not store fans in a high humidity environment. We highly recommend performance testing is conducted before shipping, if the fans have been stored over 6 months.**
- 9. Not all fans are provided with the Lock Rotor Protection feature. If you impair the rotation of the impeller for the fans that do not have this function, the performance of those fans will lead to failure.**
- 10. Please be cautious when mounting the fan. Incorrect mounting of fans may cause excess resonance, vibration and subsequent noise.**
- 11. It is important to consider safety when testing the fans. A suitable fan guard should be fitted to the fan to guard against any potential for personal injury.**
- 12. Except where specifically stated, all tests are carried out at room (ambient) temperature and relative humidity conditions of 25°C, 65% RH. The test value is only for fan performance itself.**
- 13. Be certain to connect an “ 4.7μF or greater” capacitor to the fan externally when the application calls for using multiple fans in parallel, to avoid any unstable power.**